





















VOETEN PATCHWORK - PIEDS PATCHWORK - FEET PATCHWORK

 <p>Ref : 200008107 1/4" patchwork foot with guide spring Janome top load</p> <p>077.008.107</p>	 <p>Ref : P60601-G 1/4" patchwork foot High with guide</p> <p>077.060.601</p>	 <p>Ref : XA7258001 1/4" patchwork foot High shank Brother PQ1300-PQ1500</p> <p>077.725.800</p>
 <p>Ref : 93-036925-91 Snap-on 1/4" patchwork foot, no cut out (metal) Pfaff</p> <p>077.036.925</p>	 <p>Ref : 93-036927-91 Snap-on 1/4" patchwork foot with red 1/4" line, with cut out (metal) Pfaff</p> <p>077.036.927</p>	 <p>Ref : 93-036929-91 Snap-on 1/4" patchwork foot with red 1/4" line (plastic) Pfaff</p> <p>077.036.929</p>
 <p>Ref : P60610 1/4" patchwork foot with guide spring, metal, 1/4" with 1/8" seam allowance, spring edge guide makes 1/4" sewing much easier. Low, with quilting guide.</p> <p>077.060.610</p>	 <p>Ref : P60612 1/4" patchwork foot with guide spring, metal, 1/4" with 1/8" seam allowance, spring edge guide makes 1/4" sewing much easier. Slant, 5mm. with quilting guide.</p> <p>077.060.612</p>	 <p>Ref : P60613 1/4" patchwork foot with guide spring, metal, 1/4" with 1/8" seam allowance, spring edge guide makes 1/4" sewing much easier. Snap-on.</p> <p>077.060.613</p>
 <p>Ref : P60706 Ditch quilting (edge joining) foot. Use zigzag to join two pcs. of fabric. It sews top stitch, edge stitch and joining stitch. Low, 7mm.</p> <p>077.060.706</p>	 <p>Ref : P60709 Ditch quilting (edge joining) foot. Use zigzag to join two pcs. of fabric. It sews top stitch, edge stitch and joining stitch. Snap-on, 7mm.</p> <p>077.060.709</p>	 <p>Ref : P60618 1/4" foot with built in guide. Snap-on, 7mm. wider foot. For all Brother, BBL, Singer top loading. same design as P60600-G but with spring guide.</p> <p>077.060.618</p>
 <p>Ref : P60615 1/4" foot with built in guide. Snap-on, 7mm. wider foot. Low shank, 7 or 5 mm. wider foot for most low shank machines.</p> <p>077.060.615</p>	 <p>Ref : P60307 Plastic 1/4" quilting foot with guide attached. With red gauge line on side and back. Perfect for quilt. Low.</p> <p>077.060.307</p>	 <p>Ref : P60309 Plastic 1/4" quilting foot with guide attached. With red gauge line on side and back. Perfect for quilt. Slant.</p> <p>077.060.309</p>
 <p>Ref : P60310 Plastic 1/4" quilting foot with guide attached. With red gauge line on side and back. Perfect for quilt. Snap-on.</p> <p>077.060.310</p>	 <p>Ref : P60605-G 1/4" patchwork foot, clear, high shank with guide attached. Clear plastic with red lines.</p> <p>077.060.605</p>	 <p>Ref : P60604-G 1/4" patchwork foot Low shank plastic with guide. Clear plastic with red lines.</p> <p>077.060.604</p>
 <p>Ref : P60606-G 1/4" patchwork foot Plastic slant with guide. Clear plastic with red lines.</p> <p>077.060.606</p>	 <p>Ref : P60600-G 1/4" patchwork foot Low with guide Singer 301</p> <p>077.060.600</p>	 <p>Ref : P60602-G 1/4" patchwork foot Slant with guide</p> <p>077.060.602</p>
 <p>Ref : P60603 1/4" patchwork foot Snap-on (SA125) 5011-shank Carded Brother—Babylock</p> <p>077.060.603</p>	 <p>Ref : 0011277100 1/4" foot Bernina #37 Bernina 830-1630</p> <p>077.001.127</p>	 <p>Ref : 0084747000 1/4" foot Bernina 100-190</p> <p>077.008.474</p>
 <p>Ref : P60617 Slant 1/4" foot with spring guide, 7 or 5 mm. wide feed dog</p> <p>077.060.617</p>		